



SREENARAYANAGURU
OPEN UNIVERSITY

**GUIDELINES FOR
DISSERTATION/PROJECT REPORT**

(POST GRADUATE PROGRAMMES IN
HISTORY AND SOCIOLOGY)



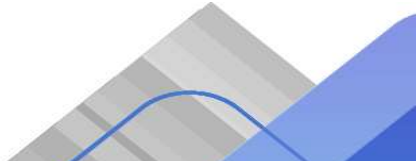
MASTER OF ARTS
(HISTORY AND SOCIOLOGY)


Dissertation/Project Credits: 4

1. Introduction

As a part of the Postgraduate Curriculum, students are required to submit a Dissertation/Project Report (**Individual**) to the University through the Learner Support Centre in their fourth Semester which will be evaluated by the external examiner. The MA Dissertation/Project, offered in the fourth semester, is a core component of all postgraduate programmes at Sreenarayanaguru Open University (SGOU). This course carries **four credits** and is designed to give learners an opportunity to engage in independent research in the respective fields. Under the guidance of a faculty supervisor, each learner selects a topic and develops a Project through a process that combines academic inquiry and research skills. Each thesis or Dissertation is unique but all share several common elements. The following is not an exact guide but rather a general outline.

2. General Guidelines

- a) Carefully read these guidelines for a detailed understanding of the procedure.
 - b) The Dissertation should be prepared using standard text processing software such as MS Word, Latex or handwritten.
- 


- 
- c) The Dissertation should be free from typographical errors. One should ensure uniformity in fonts, text, spacing, margins, figures, tables, etc.
 - d) Please ensure that you remove all personal information from your Dissertation e.g., email address, mailing or home address, etc. except your **Enrollment Number and Name**
 - e) The learners shall submit their Dissertation/Project in consultation with their respective guides in the set format as described in these guidelines.
 - f) The learners shall submit the Dissertation to their respective Learner Support Centres before the last date notified by the University.
 - g) The Controller of Examinations will announce the last date for the Dissertation/Project submission and the Viva -Voce examination.


3. Selection of topic for Dissertation/Project Report

Choosing the right topic provides a clear direction for your research, ensuring you stay focused on a specific area of interest. The selection of topic for Dissertation/Project Report is very important as the quality of work and its timely completion depends upon it. Choosing a Dissertation topic requires careful consideration of personal interests, academic requirements, and research feasibility. It is crucial to select a topic that aligns with your interests, is academically relevant, and can be realistically researched within the given time-frame. A well-chosen topic ensures your Dissertation is relevant to current issues or gaps in the field, making your research valuable.

Here's a step-by-step approach to help you select a suitable topic:

1. ***Identify your areas of interest:*** Consider your academic background, previous knowledge and any specific areas within your field that you find particularly





engaging. Selecting a topic you're passionate about keeps you motivated throughout the research process.

2. ***Explore existing research:*** Review recent Dissertations, scholarly articles, and conference proceedings to understand current research trends and identify potential gaps in knowledge.

3. ***Consult with your Guide/Supervisor:*** Discuss potential topic ideas with your Dissertation guide, who can provide guidance and insights based on their expertise.

4. ***Assess feasibility:*** Evaluate whether you have access to the necessary resources and data and ensure that the topic can be realistically researched within the allotted time.


5. ***Consider originality:*** While building upon existing research is important, aim for a topic that offers a novel perspective or addresses a previously unexplored aspect of the field.


6. ***Refine and define:*** Once you have a potential topic, further refine it by developing a clear research question and formulating a specific scope for your research.

7. ***Develop a title:*** A good Dissertation title should be descriptive, precise, and accurately reflect the scope and focus of your research.

4. Literature Review

A Dissertation demonstrates your mastery of the field. That means you'll need to read a large amount of scholarship on your topic. Dissertations typically include a literature review section or chapter. Conducting a literature review provides a comprehensive understanding of existing knowledge in your






chosen research area. It helps identify areas where there is limited research, allowing you to contribute new insights to the field. It helps in selecting the most appropriate research methods based on what has been successful in previous studies. It also provides evidence and context for your research, making your arguments more persuasive.


How to Conduct a Literature Review:

- a) **Define Scope and Objectives:** Clearly define the scope of your literature review and set specific objectives. Decide what aspects you want to focus on.
- b) **Search and Gather:** Use academic databases, libraries, and reputable sources to gather relevant literature. Keep track of sources for citation purposes.
- c) **Read and Analyze:** Read the selected literature critically, taking notes on key findings, methodologies, and any gaps or contradictions in the research.
- d) **Organize and Synthesize:** Categorize the literature based on themes or topics. Synthesize the information to highlight key trends, debates, and gaps in the existing knowledge.

5. Executing the Research Project

The execution of the research Project involves various steps, which include collection of data, analysis and interpretation of data and formulation of conclusions, and generalizations. The range of research methods available for designing, carrying out and analyzing the results of research is wide and there are different ways of thinking about and categorizing them.





Throughout the research process, remember to seek guidance from your Supervisor. They can provide valuable feedback, relevant sources, and overall support.

6. Writing and Presentation

Writing your Dissertation allows you to convey your research findings, analysis, and conclusions in a clear and organized manner. It demonstrates your ability to conduct independent research, analyze data, and present a cohesive argument. Sharing your work through presentation adds to the collective knowledge of your field. Developing presentation skills is valuable for future academic and professional endeavours. Successfully writing and presenting your Dissertation marks a significant achievement in your academic journey.

Outline your Dissertation with clear sections for introduction, literature review, methodology, discussion, results and conclusion. Start writing each section methodically, ensuring each paragraph flows logically from one to the next. After completing a draft, take time to revise and edit for clarity, coherence, and grammatical accuracy.


7. Dissertation Supervisor

Active supervision by an experienced teacher is the most important aspect of any Project work. The candidates should finalise the topics in consultation with the Supervisor and seek his/her approval well in time.

Eligibility of Dissertation Supervisor

Dissertation/Project Supervisor may be drawn from the following categories:

- a) Full-time faculty members of Sreenarayanaguru Open University
- 

- 
- b) Full time/permanent faculty members in government or aided colleges (including guest/contract with NET/Ph.D)
 - c) Retired faculty members of government/aided colleges or Universities.
 - d) Academic Counsellors associated with the Sreenarayanaguru Open University with NET/Ph.D.
 - e) Ph.D. holders in the relevant subject/discipline.

8. Bio Data cum Certificate of Supervisor


Submit the *Bio Data cum Certificate* of your supervisor in the prescribed format (See Annexure I) along with your Dissertation/Project Report to the Learner Support Centre, before the last date notified by the University for Submission.

9. Academic Integrity:

Learners should be aware of various forms of academic misconduct which are not encouraged.

1. **Plagiarism:** Presenting work or ideas from another source as your own, with or without consent of the original author, by incorporating it into your work without full acknowledgement is treated as plagiarism. All published and unpublished material, whether in manuscript, printed or electronic form, is covered under this. The use of material generated wholly or in part through use of artificial intelligence will also be considered as plagiarism. Plagiarism can also include re-using your own work without citation. Under the regulations for examinations, intentional or reckless plagiarism is a disciplinary offence.

2. **Self-plagiarism:** Self-plagiarism means reusing your own previously published work, whether text, data, or ideas, without proper



acknowledgement or permission, as if it were new and it will be considered as a form of academic dishonesty.

3. ***Fabrication***: Inventing or manipulating data or sources.

4. ***Cheating***: Unauthorized assistance in academic work.

5. ***Misrepresentation***: Providing false information about academic work.

6. ***Unauthorized collaboration***: Working with others when individual work is required.

These forms of misconduct will lead to cancellation of the report and punishments as per University Regulations.

CAUTION

The Dissertation Project Report must be the original work of the candidate. Every candidate is required to make his/her own study and findings. Two candidates can not submit a common Dissertation/Project Report on the same topic. The presentation of material common with any report submitted in the same session or in the past in any Department/College/Institution will be considered as a case of copying and would lead to cancellation of Dissertation/Project Report apart from registration of unfair means case under the “Regulations for the Prevention of Malpractices in University Examinations – 2023(Embodying Amendments upto 13 March 2024” against the candidate.





10. Dissertation Submission

- a) Learners must submit **one** hard copy of the completed Dissertation/Project before the last date notified by the University to their respective Learner Support Centre.
- b) The Dissertation should be hard bound/spiral-bound with double-sided printing.
- c) **Do not use plastics** as cover, facing sheet or for lamination.
- d) Students may choose to submit either a printed or handwritten Dissertation. Printed Dissertations should not exceed 40 pages, while handwritten Dissertations may go up to a maximum of 50 pages.
- e) The Project must be submitted on or before the last date notified for submission with the certificate, signature and seal of the Supervisor to the respective Learner Support Centre.
- f) The learner must attend a viva voce of the Dissertation Project for the completion of the course on a date and venue notified by the University.
- g) One hard copy of the Dissertation should be kept by the learner and bring it while appearing for the Viva Voce Examination.
- h) It is advisable to retain a soft copy of the Dissertation by the learners.
- i) The dissertation must be written entirely in a single language, either English or Malayalam. Mixing of languages is not permitted.

11. Format

The University recommends the following general format for M.A. Dissertation/Project in History and Sociology:





Structure of the Dissertation/Project

1. Cover Page

The cover page must include the following:

- Title of the Dissertation/Project
- Name of the learner
- Enrollment number
- Program name (MA Sociology/ MA History)
- Name of the university (Sreenarayanaguru Open University)
- Submission date

2. Certificates (See Annexures)

- Certificate from the Supervisor: Signed by the supervisor certifying that the work is original and completed under their guidance.
- Declaration by the Learner: A statement signed by the learner declaring that the Dissertation/Project is their original work.

3. Acknowledgment

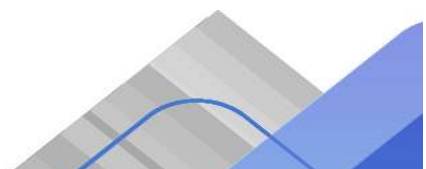
A brief section where learners express gratitude to those who supported them in the completion of the Project.

4. Table of Contents

A list of all sections and subsections of the Dissertation with page numbers.

5. Dissertation Chapters

The structure of the Dissertation should follow this format:

- **Introduction:** Provide background information, the rationale of the study, and the significance of the research.
 - **Research Objectives/Questions:** Outline the goals and what the research aims to achieve.
- 

- **Hypothesis & Research Methodology:** Frame hypothesis and explain the research methodology, data collection techniques, and tools used.
- **Data Collection and Analysis:** Present the collected data and analyse using appropriate tools.
- **Review of literature :** Give a review of existing research related to your topic.
- **Discussion:** Interpret the results, compare with other studies, and explain their significance.
- **Summary and Conclusion:** Summarize the entire Dissertation, correlating with hypotheses, restating the key points, and offering conclusions.
- **References:** Include all sources cited in the Dissertation in APA 7th edition style

12. References

1.2.1 M.A. History : For Dissertation, the recommended formats for references typically follow academic citation standards. The Chicago Manual of Style (CMOS) and Modern Language Association (MLA) are the most commonly used in historical research. For historical research, Chicago style (Notes and Bibliography) is highly recommended. If your Dissertation leans towards cultural studies, MLA may be acceptable. Always confirm with your supervisor or department for specific citation preferences. Use the same format throughout the Dissertation. See the format given below for example:

1. Chicago Manual of Style (CMOS) – Notes and Referencing Style (Preferred in History)

- Uses footnotes or endnotes for citations and references at the end.
- Ideal for historical research due to its detailed referencing of primary and archival sources.

Example Citations in Footnotes

1. Book: John Keay, *India: A History* (New York: Grove Press, 2000), 45.

2. **Journal Article:** David Arnold, “Science, Technology and Medicine in Colonial India,” *Social Scientist* 28, no. 5/6 (2000): 10.
3. **Archival Document:** Kerala State Archives, *Government Order No. 124*, 1952.
4. **Oral History Interview:** Interview with K.P. Rajan, conducted by the author, March 5, 2024.

Example References Entries:

1. Key, John. *India: A History*. New York: Grove Press, 2000.
2. Arnold, David. “Science, Technology and Medicine in Colonial India.” *Social Scientist* 28, no. 5/6 (2000): 1–20.
3. Kerala State Archives. *Government Order No. 124*, 1952.
4. Rajan, K.P. Interview by the author. March 5, 2024.

2. Modern Language Association (MLA) – Parenthetical Citations & Works Cited

- Uses in-text citations (author’s last name and page number) and a “Works Cited” section.
- More common in literary and cultural history research.

Example In-Text Citations

(Key 45)

(Arnold 10)

Example Works Cited Entries:

- Key, John. *India: A History*. Grove Press, 2000.
- Arnold, David. “Science, Technology and Medicine in Colonial India.” *Social Scientist*, vol. 28, no. 5/6, 2000, pp. 1–20.
- Kerala State Archives. *Government Order No. 124*, 1952.

1.2.1 M.A Sociology : Include all sources cited in the Dissertation in APA 7th edition style. Learners shall refer to the PG-level University core course titled "Foundational Skills for Research and Writing (Course code: M2IUC01AC)" regarding the format of referencing in detail.

Examples of reference/bibliography formatting according to APA Style is given below.

Single Book Author:

Author, A. A., & Author, B. B. (year). *Title of book (2nd ed.)*. Publisher name.
DOI

Burgess, R. (2019). *Rethinking global health: Frameworks of power*.
Routledge.

Multiple Authors

Kaufman, K. A., Glass, C. R., & Pineau, T. R. (2018). *Mindful sport performance enhancement: Mental training for athletes and coaches*. American Psychological Association. <https://doi.org/10.1037/0000048-000>

Articles from Journals:

Author, A. A. & Author, B. B. (year). Title: Subtitle. *Sournal Title, Volume(issue)*, p#. DOI.

McCauley, S. M., & Christiansen, M. H. (2019). Language learning as language use: A cross-linguistic model of child language development. *Psychological Review, 126(1)*, 1-15. <https://doi.org/10.1037/rev0000126>

Edited Book Chapter

Zelege, N. A., Hughes, T. L., & Drozda, N. (2020). Home–school collaboration to promote mind– body health. In C. Maykel & M. A. Bray (Eds.), *Promoting mind–body health in schools: Interventions for mental health professionals* (pp. 11–26). American Psychological Association. <https://doi.org/10.1037/0000157-002>

Online Magazine Article

Thomson, J. (2022, September 8). Massive, strange white structures appear on Utah’s Great Salt Lake. *Newsweek*.

[https://www.newsweek.com/mysterious-mounds-great-salt-lake-utah-explainedmirabilite-1741151.](https://www.newsweek.com/mysterious-mounds-great-salt-lake-utah-explainedmirabilite-1741151)

13. Typographical Instructions


Recommended Total Pages:

A minimum of 40 pages

Handwritten Dissertation:

A minimum of 50 pages

- Place all page numbers to the right of the page, 1” from the bottom right edge.
- The pagination on the first page should be hidden.
- Paper must be A4 size only
- The Project needs to be spiral-bound or hard bound, and double-sided printing can be done.
- Paragraphs and line spacing: double space between lines [MLA format].
- Double space between paragraphs. No additional space between paragraphs.
- Start a new Chapter on a new page.
- Chapter headings (bold/centred) must be identical
- Chapter Headings: Times New Roman, Size 16, Bold, Double Spacing, Centre of Page
- Sub-headings: Times New Roman, Size 14, Bold, 1.5 Spacing, Justified alignment

- 
- Body: Times New Roman, Size 12, 1.5 Spacing, Justified alignment
 - Page Margins of 2.5 cm on each side

14. Assessment and Evaluation

The purpose of the Dissertation/Project report is to enable you to demonstrate your capacity to carry out a substantial piece of independent research work on a selected topic of your choice.


The evaluation of the Dissertation /Project report carries a total of **100 marks**, distributed as follows:

- a. **70 Marks for Dissertation /Project report evaluation**
- b. **30 Marks for Viva Voce Examination** (based on the Dissertation/Project report)

Your Dissertation/Project report will be assessed according to the following four criteria:

- 1) Novelty and originality
- 2) Quality and coherence
- 3) Inclusion of necessary components such as methodology and framework
- 4) Overall contribution to knowledge

Criteria of Evaluation:

1. Introduction - 5 marks
 2. Statement of Problem - 5 marks
 3. Review of literature - 5 marks
- 

4. Research objectives/questions - 5 marks
5. Research Methodology - 10 marks
6. Data collection and analysis - 20 marks
7. Findings and conclusion - 15 marks
8. References - 5 marks

15. Sample Topics


The following is a spread of sample topics which can be chosen by the candidates for preparing the Projects/ Dissertation:

15.1 MA History

Note : The themes listed below are provided as examples to guide your research. Learners are encouraged to develop and propose their own topics that address unique aspects of Kerala's history, drawing upon available primary sources and their personal research interests.

1. Political History

1. Medieval Polity of Kerala
2. Colonial Encounters
3. Post-Colonial Political Evolution
4. History of the Freedom Movement in Kerala
5. Peasant Struggles and Workers' Movements in Kerala
6. Trade Union Movement in Kerala
7. History of Political Parties in Kerala

- 
8. Communist Movements in Kerala
 9. First Communist Ministry and the in Kerala
 10. Impact of Colonialism on Kerala's Administrative Structure
 11. Emergency Period
 12. Naxalism
 13. Student's Movements in Kerala
 14. Liberation Struggle (Vimochanasamaram)
 15. Tribals Movements

II. Economic History

1. Trade Networks in Kerala's Historical Development
2. Agrarian Reforms and Their Socio-Economic Impact
3. Land Reforms
4. Land Struggles
5. Evictions
6. Kudumbashree and Women Empowerment
7. Kerala Model Development

III. Social and Cultural History

1. Caste and Social Movements in Kerala
 2. Religious Pluralism and Syncretism
 3. Evolution of Literary Traditions in Kerala
 4. Role of Cultural Institutions in Kerala's Social Transformation
 5. Influence of Performing Arts on Kerala's Social Identity
 6. Evolution of Kerala's Folklore and Oral Traditions
 7. Film and Society
- 



8. Tribals

9. Renaissance

IV. Environmental History

1. Land Reclamation Practices in Kerala
2. Management of Kerala's Backwater Ecosystems
3. Traditional Agricultural Practices in Kerala
4. Influence of Geography on Kerala's Historical Development
5. Environmental Impact of Colonial and Post-Colonial Policies in Kerala
6. Silent Valley
7. Gadgil Report

V. Historiography and Methodological Debates

1. Digital Archiving
 2. Interdisciplinary Approaches
 3. Regional Historical Narratives in Kerala
 4. Oral Traditions as Historical Sources
 5. Evolution of Historical Writing in Kerala
 6. Gender and Feminist Historiography in Kerala
 7. Dalit Historiography
 8. Biographical Writings in Kerala's Historiography
 9. Digital History
 10. Public History
- 



VI. Gender History

1. Matrilineal Systems in Kerala's Past
2. Women's Participation in Social and Political Movements in Kerala
3. Gender Representation in Kerala's Literary and Historical Narratives


VII. Educational History


1. Evolution of Educational Institutions in Kerala
2. Role of Missionaries in Kerala's Educational Development
3. Impact of Literacy Movements on Kerala's Social Progress

VIII. Oral History Writing

1. Folklore and Ballads (Vadakkan Pattukal & Thekkan Pattukal)
2. Oral Traditions of Tribal Communities in Kerala
3. Theyyam and Oral Storytelling Traditions
4. Memories of the Malabar Rebellion (1921)
5. Migration Stories of Gulf Malayalees
6. Traditional Medical Knowledge (Ayurveda and Folk Medicine)
7. Women's Oral Histories in Kerala

IX. Local History Writing


1. Fisherfolk History and the Coastal Economy of Kerala
 2. Naval Battles and Fortifications of Kerala
 3. Folk Traditions and Performing Arts in Kerala
 4. Festivals and Rituals in Kerala's Temple Traditions
 5. History of Kerala's Backwaters and Rivers
- 


- 
6. History of Local Schools and Colleges in Kerala
 7. Rural and Village Histories of Kerala
 8. History of Kerala's Ports and Seafarers
 9. Development of Local Government Institutions and Public Sector Units (PSUs) in Kerala
 10. Role of Local Cultural Institutions in Kerala's Socio-Economic Development
 11. Local Monuments and Their Historical Significance

X. Maritime History

1. History of Kerala's Ports and Seafaring Communities
2. Naval Battles and Coastal Defense Strategies in Kerala
3. Role of Kerala in the Indian Ocean Trade Networks
4. Colonial Influence on Kerala's Maritime Economy
5. Traditional Fishing Practices and Their Historical Evolution
6. Impact of Maritime Trade on Kerala's Urban and Economic Growth

XI. Contemporary History

1. Unemployment and Job Crisis in Kerala
 2. Gender Issues and Women's Rights Movements in Kerala
 3. Impact of Deforestation and Land Use Changes in Kerala's History
 4. Evolution of the Caste System in Kerala's Contemporary Society
 5. Environmental Movements and Conservation Initiatives in Kerala
 6. Political and Social Impact of Gulf Migration on Kerala
 7. Development of Information Technology and Service Sectors in Kerala
- 


- 
8. Changing Media Landscape and Journalism in Kerala's Political History
 9. Role of Cinema in Shaping Kerala's Socio-Political Narratives
 10. Contemporary Caste-Based Mobilizations in Kerala
 11. Effects of Climate Change and Natural Disasters on Kerala's Social Structure.


15.2 MA Sociology

Note: *Learners can choose from a wide range of topics under the areas listed by the university, or they can develop their own topic under the guidance of their supervisor.*

I. Theme: Media and Society: Influence, Representation, and Ethics in the Digital Age

Sub Themes: Digital Media, Media and Culture, Democracy in Media, Ethics, Activism, Entertainment

1. The Dual Impact of Social Media: Examining Its Role in Political Mobilization and Its Psychological Effects on Mental Health
 2. The Role of Media in Normalizing Violence
 3. Media Censorship in Democracies
 4. The Ethics of Representation: How Media Shapes Gender and Identity
 5. The Role of Media in Shaping Public Opinion and Social Norms
- 



II. Theme: Science and Technology


Sub Themes: Artificial Intelligence, Medical advancements, Sustainability, Digitalisation


1. Green Technology: Public Attitudes Toward Sustainable Innovation
2. Biotechnology and Environmental Sustainability: Biodegradable plastics and sustainable packaging solutions
3. Digital Transformation and Social Structures: Impact of Digitalization on Traditional Social Institutions
4. Impact of Telemedicine on Healthcare Access: Evaluate how telehealth services are affecting healthcare delivery
5. Smart Cities and Urban Development: Social impact of smart city initiatives on urban populations

III. Theme : Gender and Society

1. Gender roles and inequalities in advertisement
2. Women and men empowerment for gender equality
3. Changing gender roles in families
4. Violence against women
5. How gender stereotypes affects society

IV. Theme: Emerging Trends in Migration


1. Gulf Migration and Its Impact
- 

- 
2. Interstate Migration : Patterns, causes, and the role of migrant laborers in Kerala's economy.
 3. Migration and Aging Population in Kerala
 4. Migration, Remittances, and Consumption Patterns
 5. Trends in International migration

V. Theme: Environment: Sustainability and Challenges

1. Plastic Waste and Pollution in Kerala
2. Climate Change and Its Effects
3. Industrial Pollution and its impact
4. Environmental Movements and Social Activism in India
5. Man-Animal Conflict and Wildlife Conservation

VI. Theme: Religion and Society in India

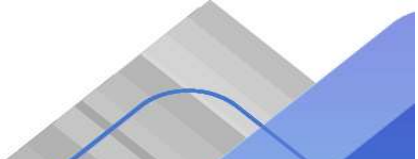
1. Religious Pluralism and Social Harmony in India
 2. Caste, Religion, and Social Mobility: Analyzing the Intersections in Indian Society
 3. Religious Practices and Gender Dynamics: A Study of Women's Role in Indian Religious Institutions
 4. Politics of religion, communalism, religious conflicts and threats to Secularism
 5. The Rise and Impact of New Religious Movements in India like Mata Amritanandamayi Mission, ISKON, Art of Living etc.
- 



VII. Theme: Kerala Society: Themes and Perspectives

1. Caste and Social Mobility in Kerala: A Study on Social Movements and Social Reformers
2. Kerala Model of Development: Prospects and new Challenges
3. Popular culture and Society: Impact of Malayalam Cinema, Youth Culture, Football, TV Serials, Globalization and Culinary changes
4. Matriarchy and Modernity: The Changing Role of Women in Kerala's Society
5. Social Problems: Alcoholism, Drug abuse, unemployment, Climate Change issues, Life-style diseases, Aging , Child Criminality

VIII. Theme: Rural and Urban Development: Emerging Perspectives

1. Folk Religions and Indigenous Beliefs in Rural India, Significance of Local deities and Temples, Rural festivals and Rural Knowledge Systems
 2. Land Reforms and Rural Development: Assessing the Impact on Agrarian Societies in India
 3. Urbanization and Environmental Challenges: A Study of Sustainable Development in Indian Cities
 4. The Role of Panchayati Raj in Rural Development: Impacts of Decentralization of Governance in India
 5. Evaluating the Effectiveness of Government Programs in Alleviating Rural and Urban Poverty in India
- 



IX. Theme: Society and Education

1. Disparities in rural vs. urban education
2. New Education Policy (NEP) 2020 and its sociological implications
3. Role of digital technology in classroom teaching
4. Private vs. public schooling
5. Moral and value education in Indian schools

Learners are encouraged to consult with their supervisors to refine their topics and ensure they align with both academic standards and the objectives of the Dissertation/Project course. This guidance applies to topics from all disciplines, encompassing a wide range of research areas beyond the specific disciplines. Learners are free to choose topics of Dissertation/Project on their own provided the same is approved by the supervising teacher.

Dr. Biju R I

**Head, School of Humanities &
Social Sciences**

Prof. (Dr.) Gracious J

**Pro Vice Chancellor (i/c) &
Controller of Examinations**



BIO DATA CUM CERTIFICATE

1. **Name:**
(As in service records):

2. **Designation & official Address:**
.....
.....

3. **Communication Address:**
.....
.....
(a) Mobile No(s).:
(b) E-mail id:

4. **Category of the Supervisor:**

Please put a tick mark (✓)

Full-time faculty member of Sreenarayanaguru Open University.	
Faculty members in government or aided colleges (guest/contract/ permanent faculty)	
Retired faculty member of government/aided colleges or Universities.	
Academic Counsellor associated with the Sreenarayanaguru Open University.	
Ph.D. holders in the relevant subject/discipline	





Willingness to work as Project/Dissertation Supervisor

UG/PG Programmes

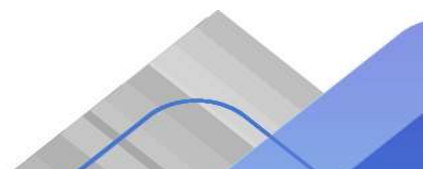
I am willing to serve as Project/Dissertation Supervisor for the UG/PG programme of Sreenarayanaguru Open University subject to the rules in force.

I hereby declare that the details furnished above are true and correct to the best of my knowledge. In case any of the above information is found to be false or misleading or misrepresenting, I am aware that I may be held liable for it and my empanelment as Project/Dissertation Supervisor may be immediately cancelled and necessary action, as deemed fit, may be taken against me.

Signature

Name :.....

Date:.....



CERTIFICATE

It is certified that the work contained in the Dissertation titled
“.....
...” by.....
(Name of the Learner)” has been carried out under my/our supervision and that
this work has not been submitted elsewhere for a degree/diploma/certificate.

Signature of the Supervisor

Name :

Official Address:



DECLARATION

This is to certify that the Dissertation titled
.....
.....

has been authored by me. It presents the research conducted by me under the supervision of.....To the best of my knowledge, it is an original work, both in terms of research content and narrative, and has not been submitted elsewhere, in part or in full, for a degree/diploma/certificate. Further, due credit has been attributed to the relevant state-of-the-art and collaborations (if any) with appropriate citations and acknowledgements, in line with established norms and practices.

Signature of the Learner

Name :

Official Address:

DISSERTATION TITLE

*In partial fulfilment of the requirement
of the degree of (Name of the Program)*

Submitted by

FULL NAME OF THE LEARNER

Enrollment Number

Program Name

Under the Supervision of

NAME OF THE SUPERVISOR



**SREENARAYANAGURU
OPEN UNIVERSITY**

SREENARAYANAGURU OPEN UNIVERSITY

MONTH & YEAR OF SUBMISSION